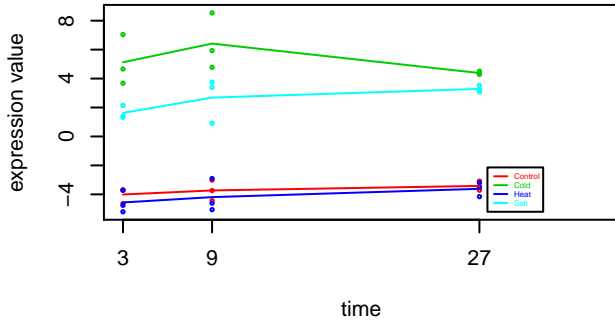
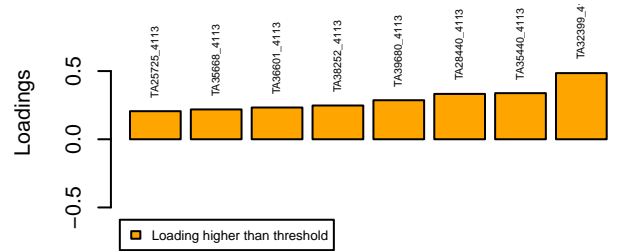


**Loadings plot (GO:0009737_1)
response to abscisic acid stimulus _1**

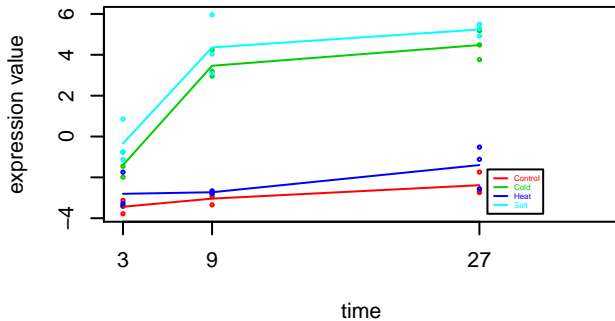


**Loadings plot (GO:0009737_1)
response to abscisic acid stimulus _1**

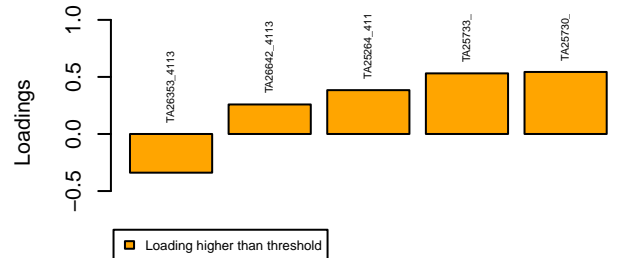


There are non interesting genes not showed

**Loadings plot (GO:0006869_1)
lipid transport _1**

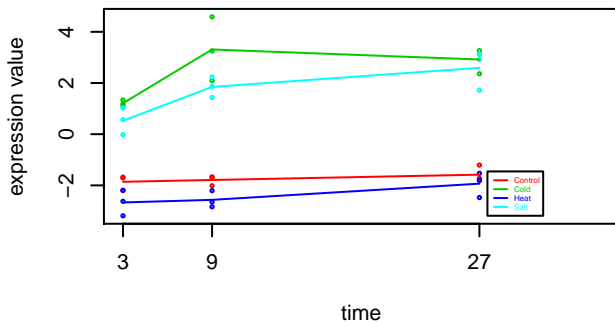


**Loadings plot (GO:0006869_1)
lipid transport _1**

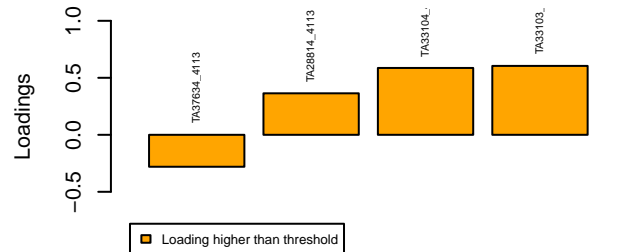


There are non interesting genes not showed

**Loadings plot (GO:0009809_1)
lignin biosynthetic process _1**

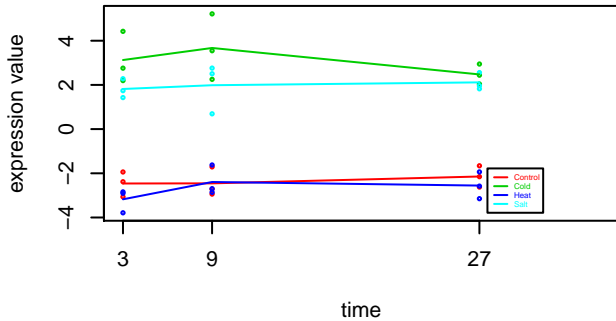


**Loadings plot (GO:0009809_1)
lignin biosynthetic process _1**

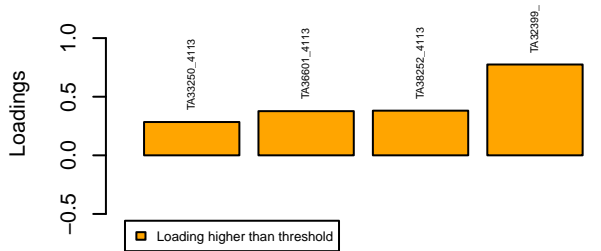


There are non interesting genes not showed

**Loadings plot (GO:0009738_1)
abscisic acid mediated signaling_1**

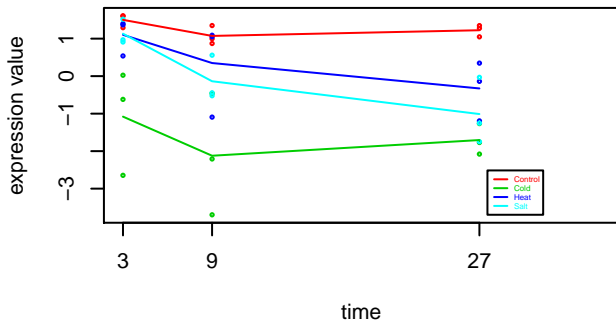


**Loadings plot (GO:0009738_1)
abscisic acid mediated signaling_1**

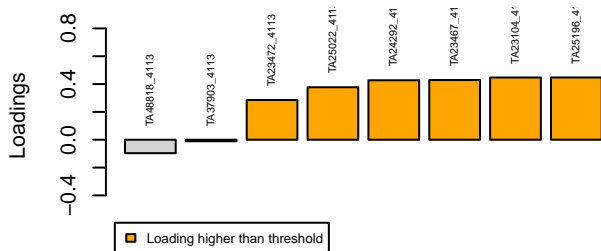


There are non interesting genes not showed

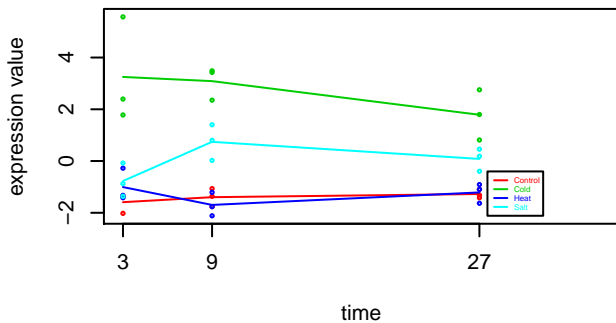
**Loadings plot (GO:0018298_1)
protein-chromophore linkage_1**



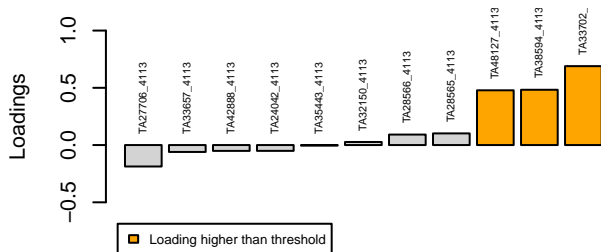
**Loadings plot (GO:0018298_1)
protein-chromophore linkage_1**



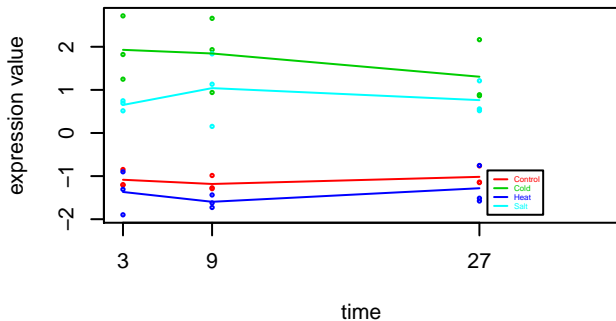
**Loadings plot (GO:0009269_1)
response to desiccation_1**



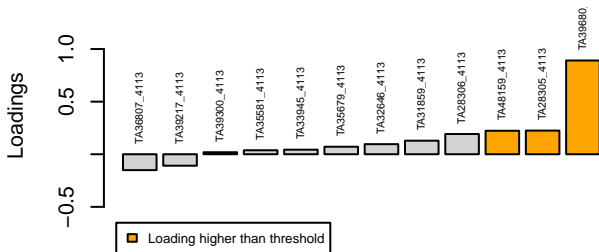
**Loadings plot (GO:0009269_1)
response to desiccation_1**



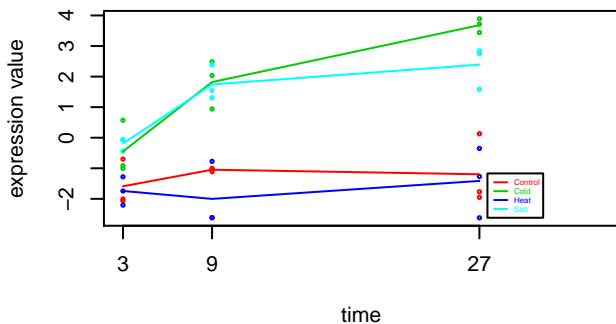
**Loadings plot (GO:009637_1)
response to blue light _1**



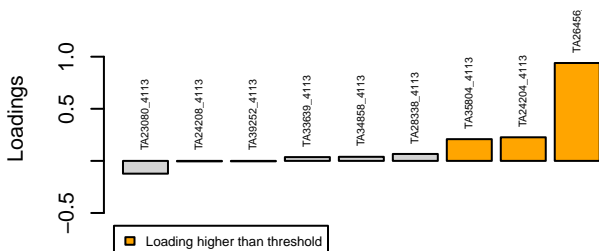
**Loadings plot (GO:009637_1)
response to blue light _1**



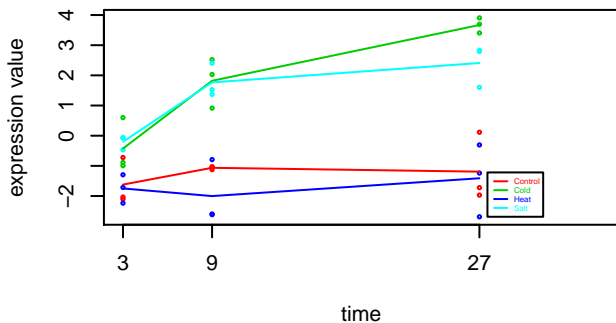
**Loadings plot (GO:006032_1)
chitin catabolic process _1**



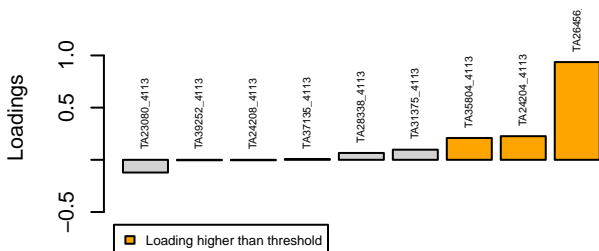
**Loadings plot (GO:006032_1)
chitin catabolic process _1**



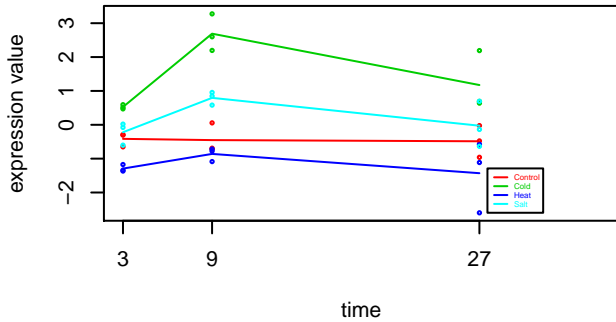
**Loadings plot (GO:0016998_1)
cell wall macromolecule catabolic proces**



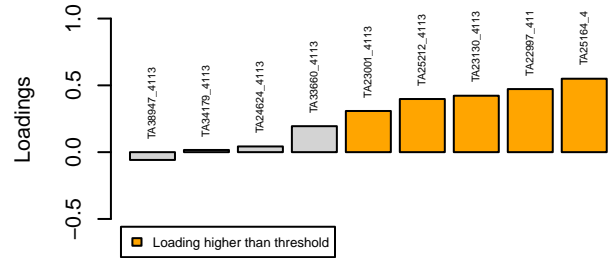
**Loadings plot (GO:0016998_1)
cell wall macromolecule catabolic proces**



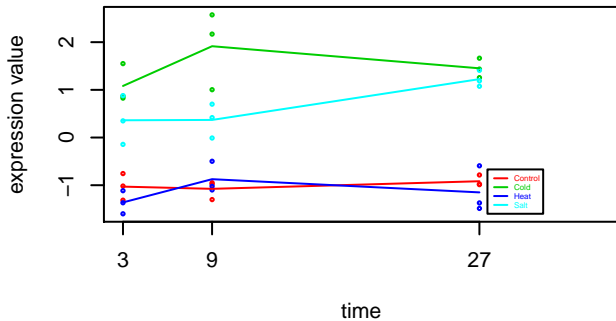
**Loadings plot (GO:0008295_1)
spermidine biosynthetic process _1**



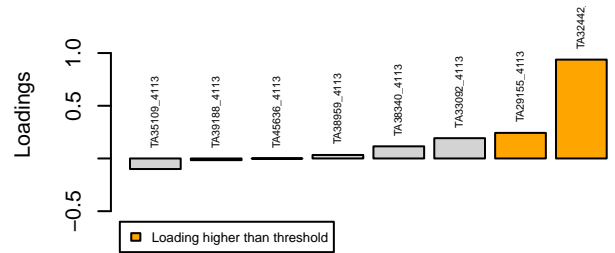
**Loadings plot (GO:0008295_1)
spermidine biosynthetic process _1**



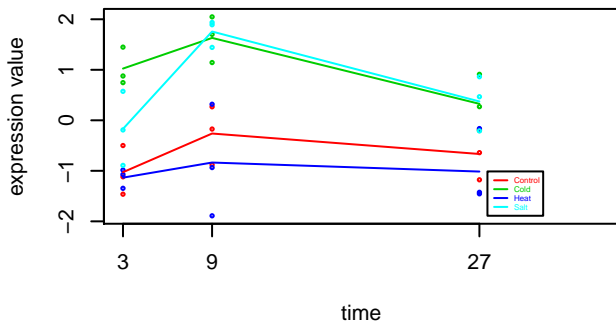
**Loadings plot (GO:0006012_1)
galactose metabolic process _1**



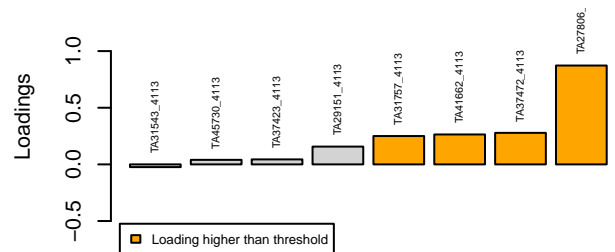
**Loadings plot (GO:0006012_1)
galactose metabolic process _1**



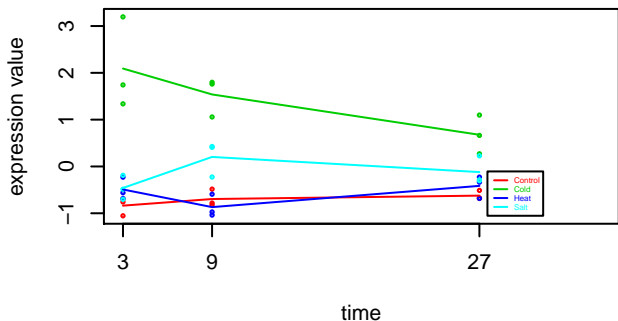
**Loadings plot (GO:0009862_1)
systemic acquired resistance, salicylic**



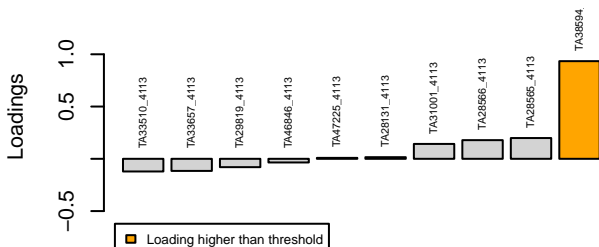
**Loadings plot (GO:0009862_1)
systemic acquired resistance, salicylic**



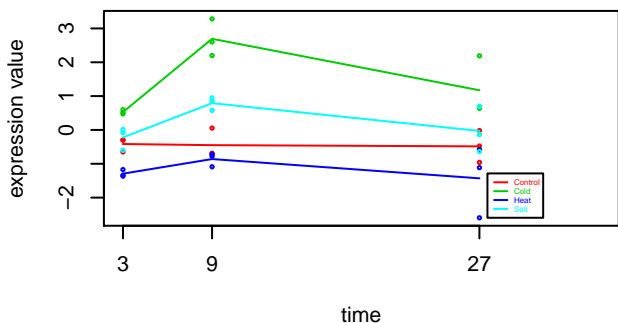
Loadings plot (GO:0006357_1)
regulation of transcription from RNA pol



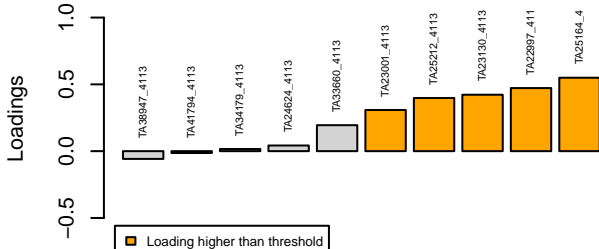
Loadings plot (GO:0006357_1)
regulation of transcription from RNA pol



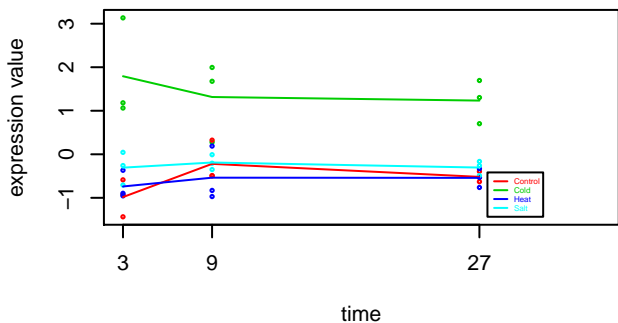
Loadings plot (GO:0008216_1)
spermidine metabolic process_1



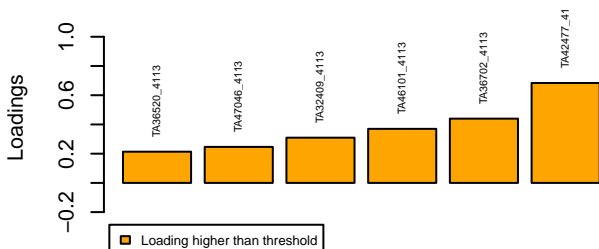
Loadings plot (GO:0008216_1)
spermidine metabolic process_1



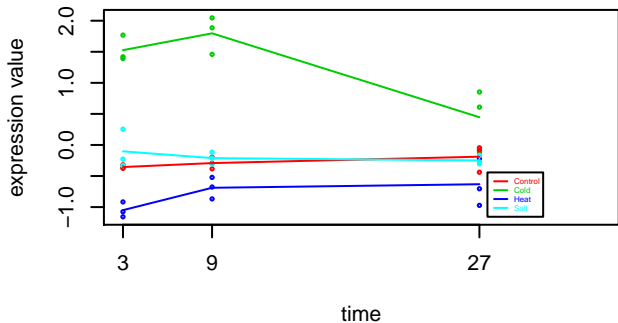
Loadings plot (GO:0009817_1)
defense response to fungus, incompatible



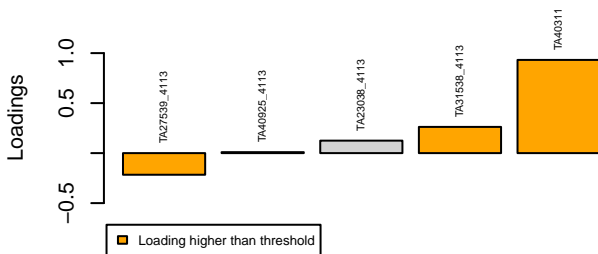
Loadings plot (GO:0009817_1)
defense response to fungus, incompatible



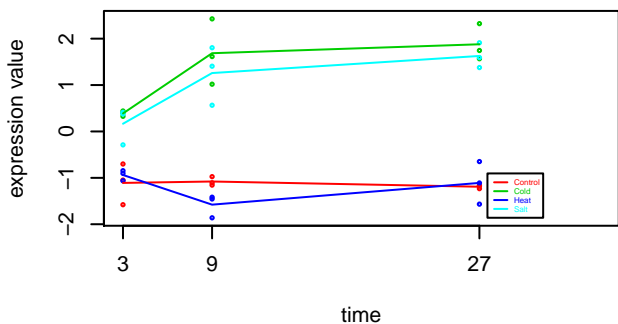
Loadings plot (GO:0006510_1)
GO:0006510_1_1



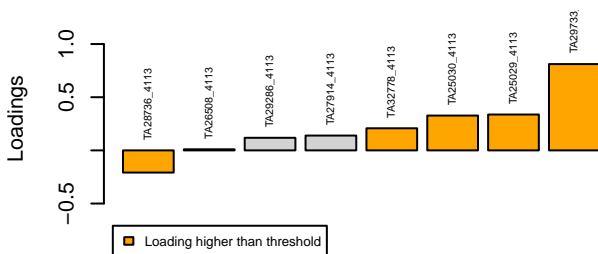
Loadings plot (GO:0006510_1)
GO:0006510_1_1



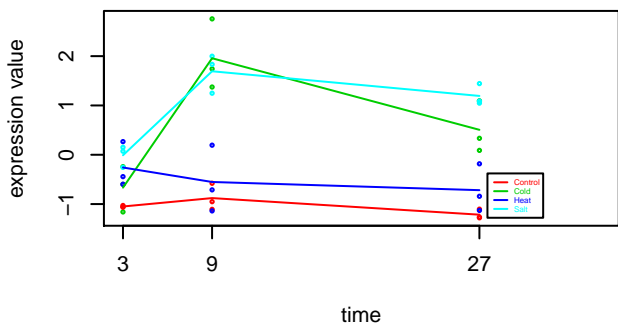
Loadings plot (GO:0006536_1)
glutamate metabolic process_1



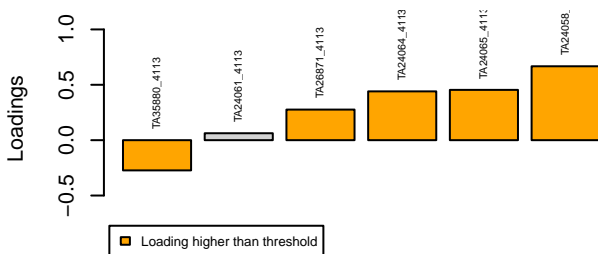
Loadings plot (GO:0006536_1)
glutamate metabolic process_1



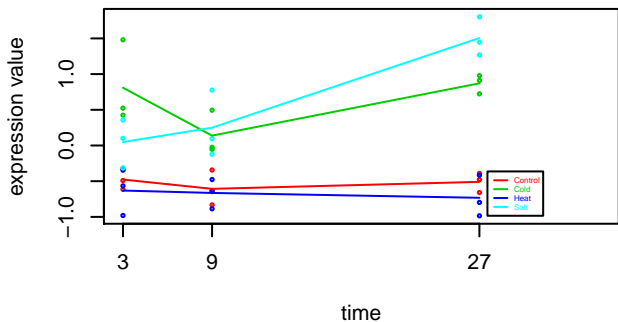
Loadings plot (GO:0005985_1)
sucrose metabolic process_1



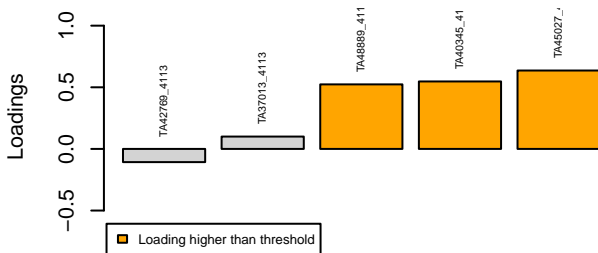
Loadings plot (GO:0005985_1)
sucrose metabolic process_1



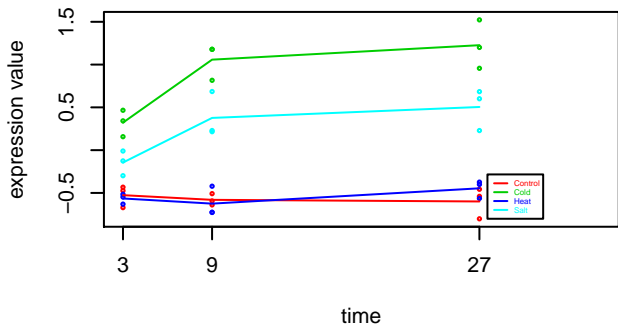
**Loadings plot (GO:0010268_1)
brassinosteroid homeostasis_1**



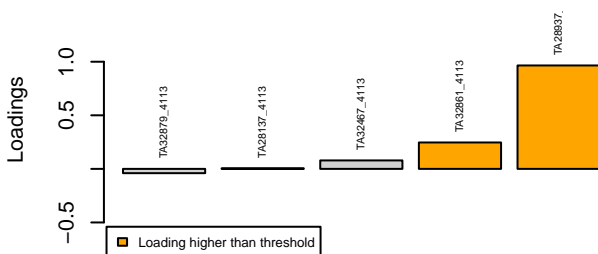
**Loadings plot (GO:0010268_1)
brassinosteroid homeostasis_1**



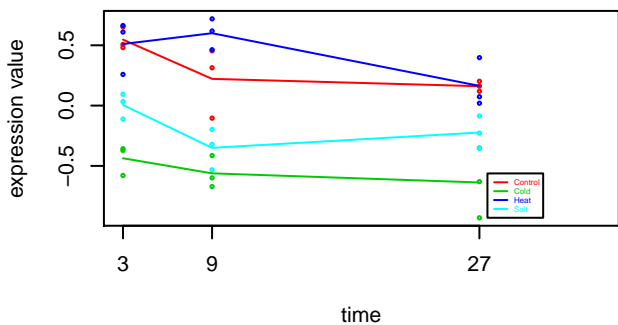
**Loadings plot (GO:0006415_1)
translational termination_1**



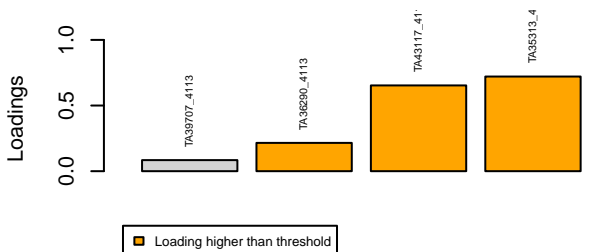
**Loadings plot (GO:0006415_1)
translational termination_1**



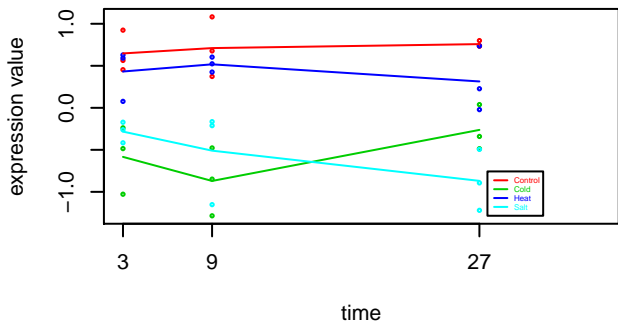
**Loadings plot (GO:0000304_1)
response to singlet oxygen_1**



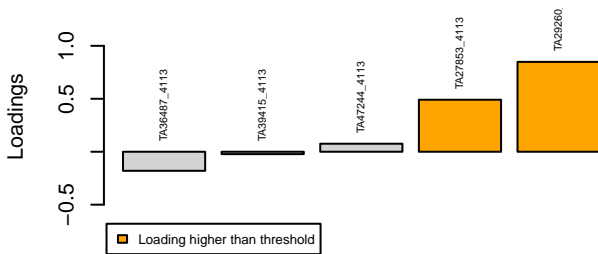
**Loadings plot (GO:0000304_1)
response to singlet oxygen_1**



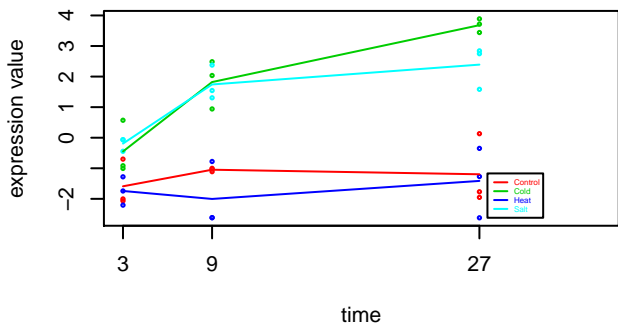
Loadings plot (GO:0048765_1)
root hair cell differentiation_1



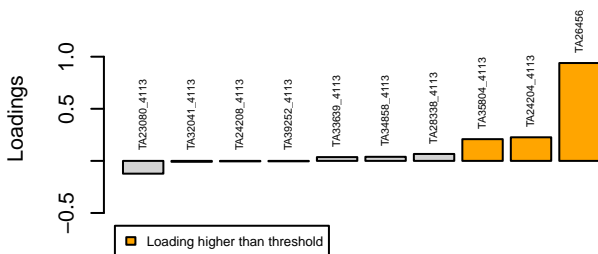
Loadings plot (GO:0048765_1)
root hair cell differentiation_1



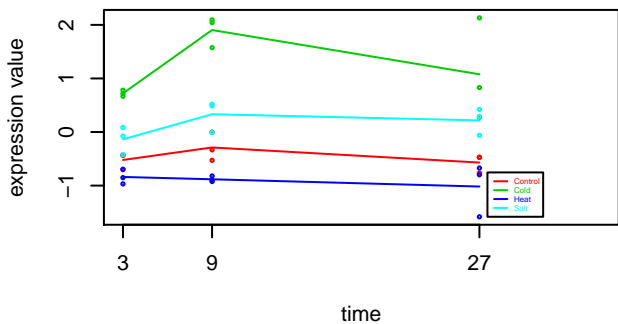
Loadings plot (GO:0006044_1)
N-acetylglucosamine metabolic process_1



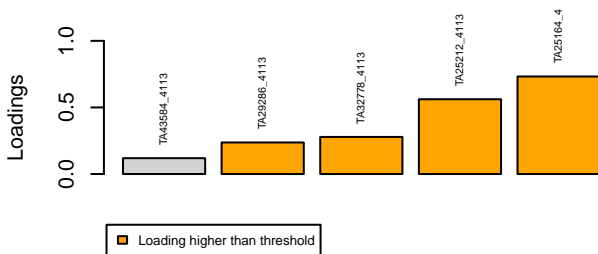
Loadings plot (GO:0006044_1)
N-acetylglucosamine metabolic process_1



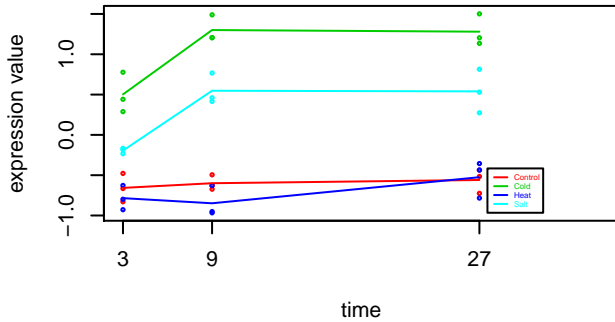
Loadings plot (GO:0006527_1)
arginine catabolic process_1



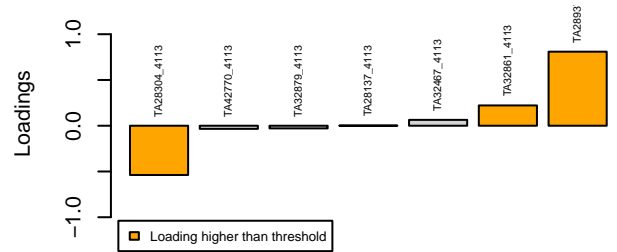
Loadings plot (GO:0006527_1)
arginine catabolic process_1



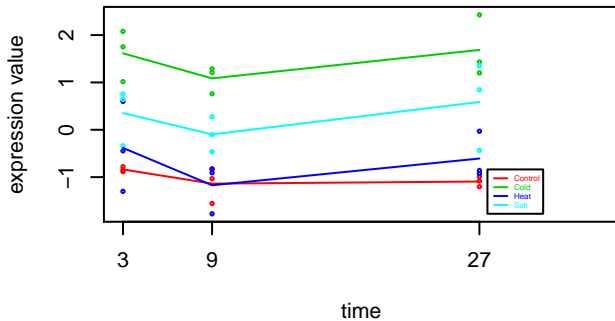
Loadings plot (GO:0043624_1)
cellular protein complex disassembly_1



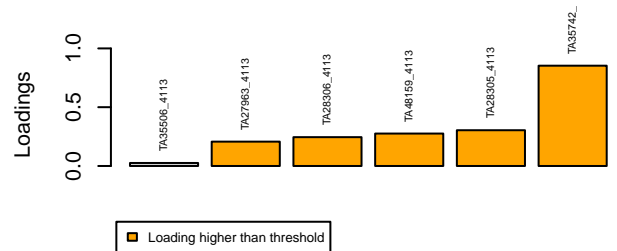
Loadings plot (GO:0043624_1)
cellular protein complex disassembly_1



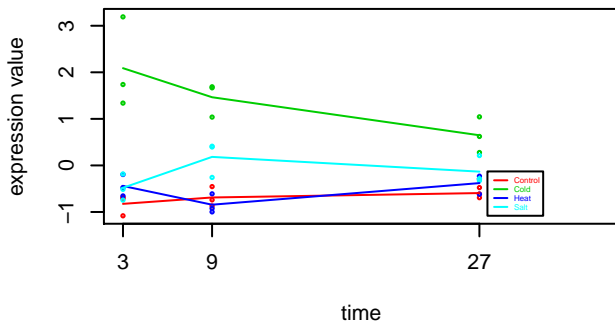
Loadings plot (GO:0048574_1)
long-day photoperiodism, flowering_1



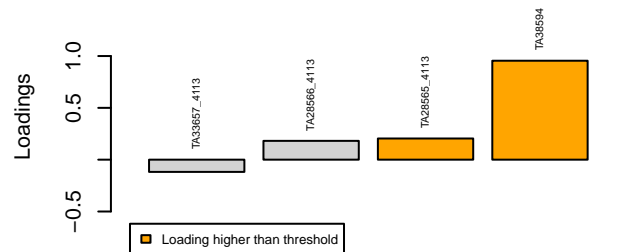
Loadings plot (GO:0048574_1)
long-day photoperiodism, flowering_1



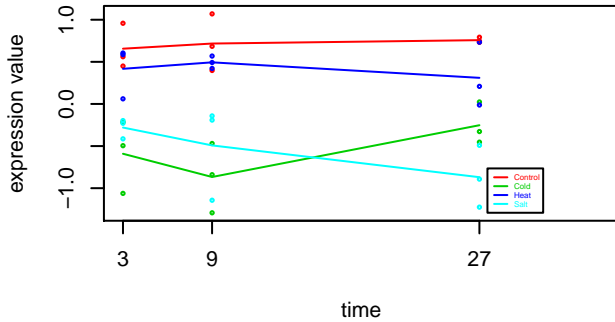
Loadings plot (GO:0051090_1)
regulation of transcription factor activ



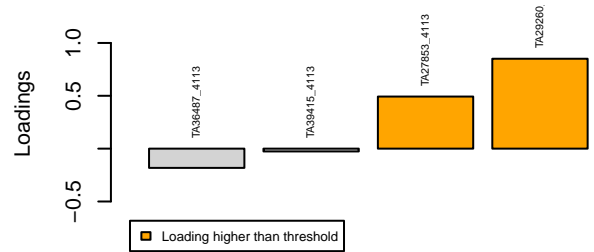
Loadings plot (GO:0051090_1)
regulation of transcription factor activ



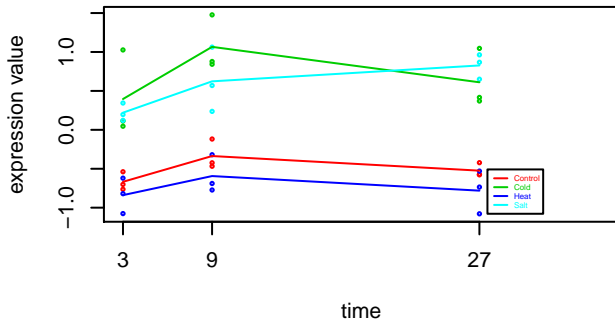
Loadings plot (GO:0001736_1)
establishment of planar polarity_1



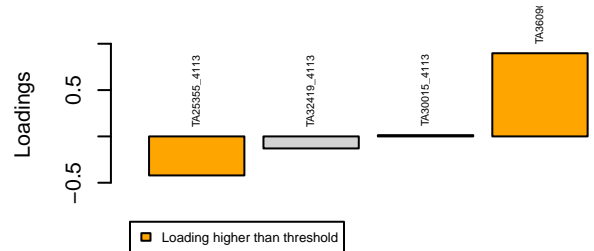
Loadings plot (GO:0001736_1)
establishment of planar polarity_1



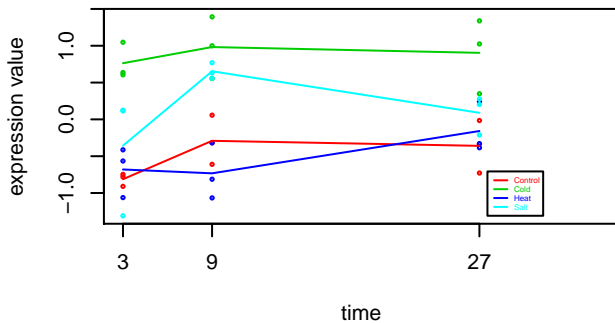
Loadings plot (GO:0010189_1)
vitamin E biosynthetic process_1



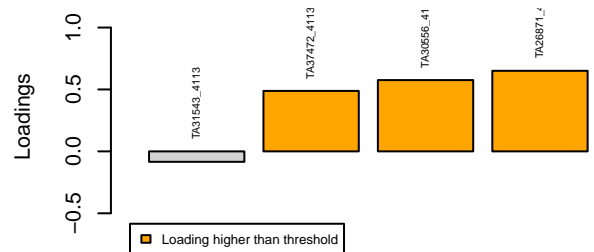
Loadings plot (GO:0010189_1)
vitamin E biosynthetic process_1



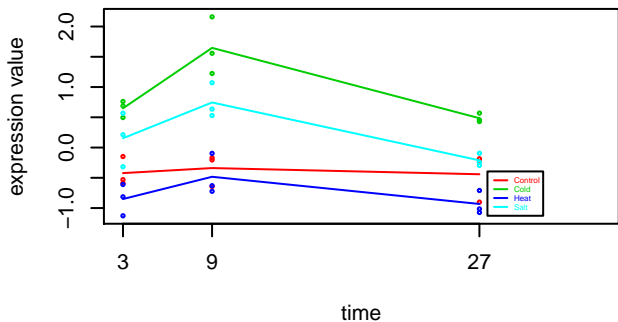
Loadings plot (GO:0001666_1)
response to hypoxia_1



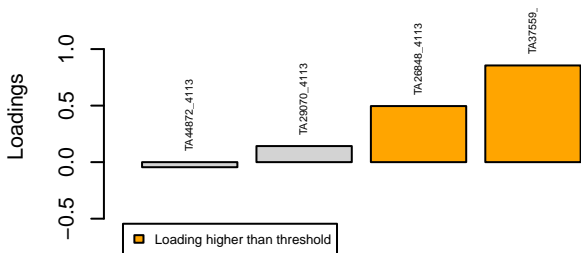
Loadings plot (GO:0001666_1)
response to hypoxia_1



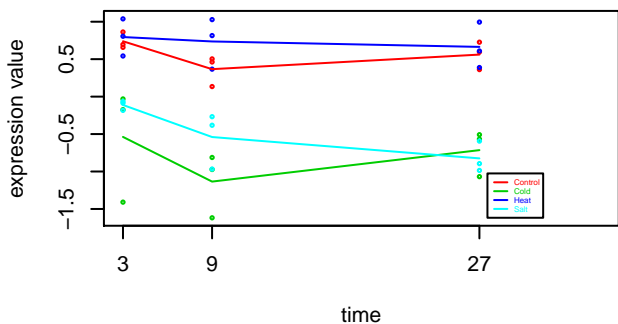
**Loadings plot (GO:0006855_1)
multidrug transport _1**



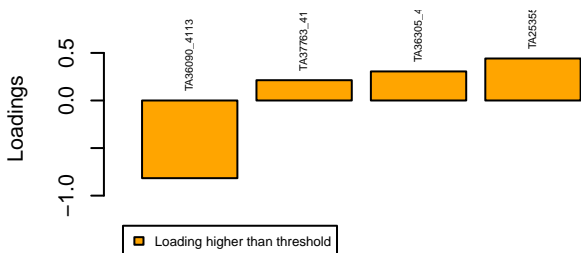
**Loadings plot (GO:0006855_1)
multidrug transport _1**



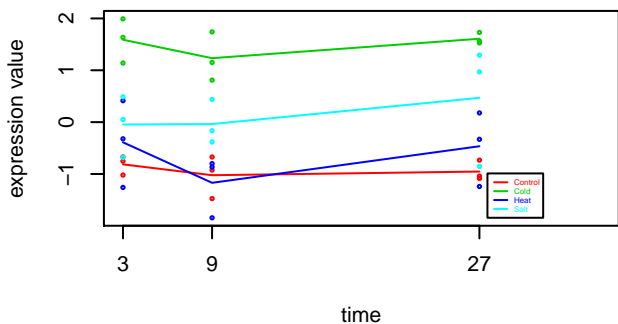
**Loadings plot (GO:0010236_1)
plastoquinone biosynthetic process _1**



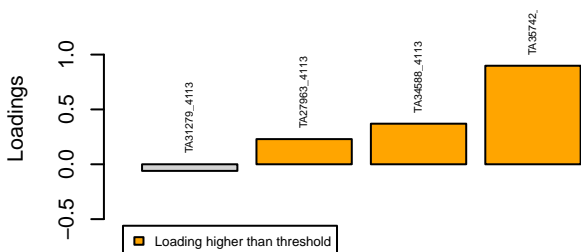
**Loadings plot (GO:0010236_1)
plastoquinone biosynthetic process _1**



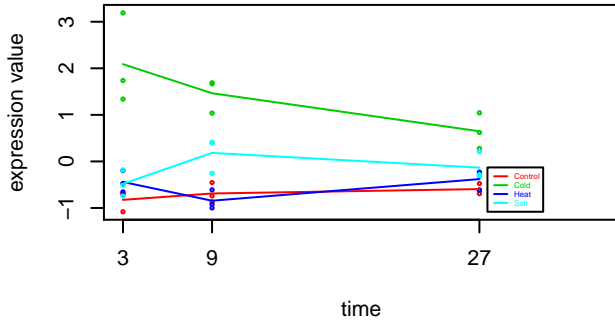
**Loadings plot (GO:0009612_1)
response to mechanical stimulus _1**



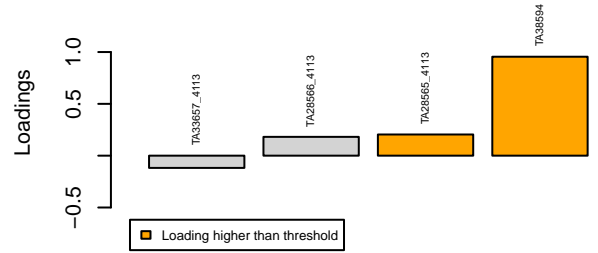
**Loadings plot (GO:0009612_1)
response to mechanical stimulus _1**



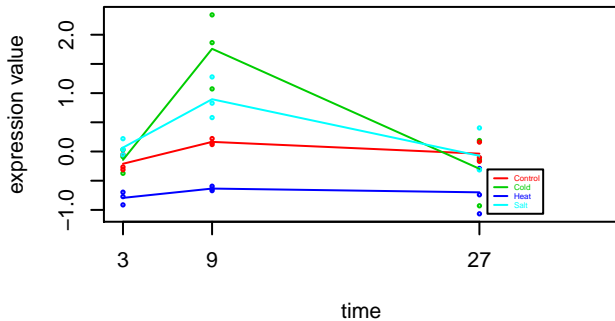
Loadings plot (GO:0009963_1)
positive regulation of flavonoid biosynt



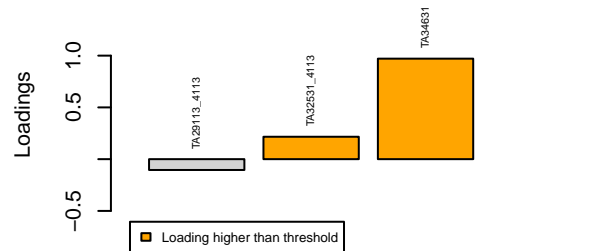
Loadings plot (GO:0009963_1)
positive regulation of flavonoid biosynt



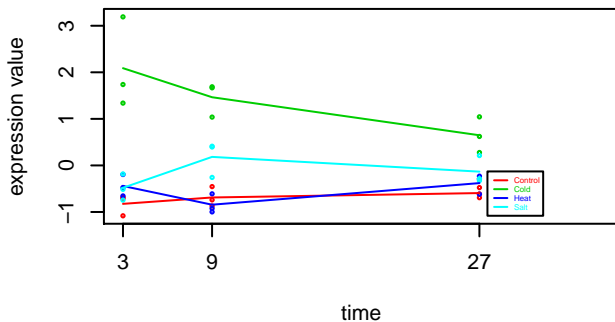
Loadings plot (GO:0006744_1)
ubiquinone biosynthetic process_1



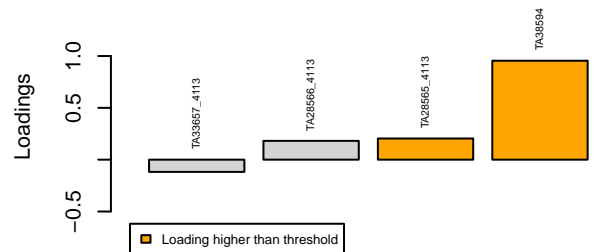
Loadings plot (GO:0006744_1)
ubiquinone biosynthetic process_1



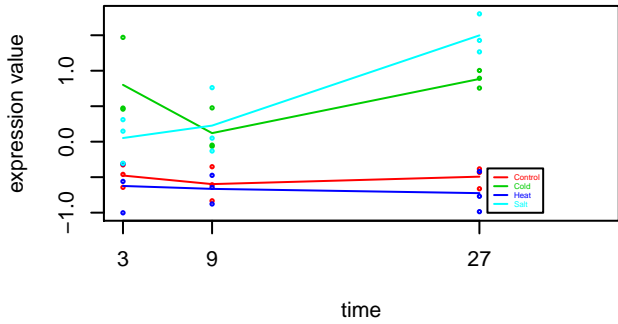
Loadings plot (GO:0043619_1)
regulation of transcription from RNA pol



Loadings plot (GO:0043619_1)
regulation of transcription from RNA pol



Loadings plot (GO:0016132_1)
brassinosteroid biosynthetic process _1



Loadings plot (GO:0016132_1)
brassinosteroid biosynthetic process _1

